

# SECOLink

**CAN security system with GSM communicator – for a really affordable price!**



## ***Brief description***

*Security system “SECOLINK GSM” is the vehicle alarm system, designed for cars, that have central locking, controlled by the factory remote control. The system is suitable for most cars!*

*Advantages of this system will make Your car safe, no matter where it would be.*

***Let's take a tour..***

A decorative graphic element in the bottom-left corner of the slide, consisting of overlapping blue and black geometric shapes.

## *Innovative car security system*

### *Why it is worth using?*



*Nowadays, when the yards are full of cars, and if the car owner is far from it, the alarm can be unheard.*

*This system informs the owner about the security status of the car over the phone: by making a call and sending SMS messages.*

*The system can be completely managed by phone.*

## ***The structure of system and its installation***

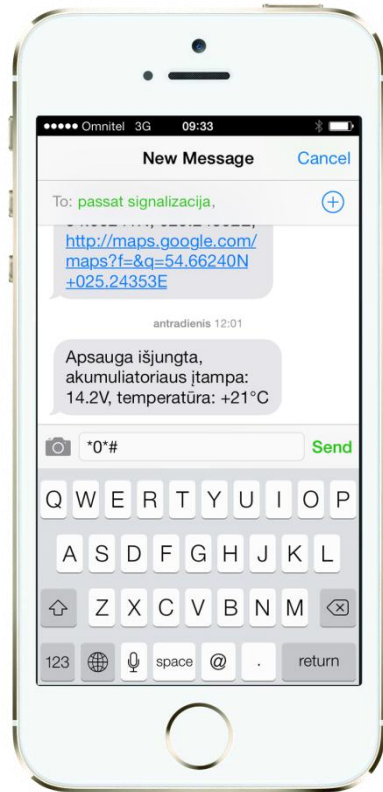
*The system consists of:*

- 1. Central unit*
- 2. Built-in GSM communicator*
- 3. Siren*
- 4. The internal tilt sensor*
- 5. Shock sensor*



*The system is easy to install - You'll save time and money.  
Minimal integration is needed.*

## System management by using GSM network



*By sending SMS message*



*By making a call*




*By using app*

## **Functions of GSM communicator**

**All this can be done over the phone:**

1. Turn the security system on or off.
2. Start/stop the engine (additional module is needed)
3. Get a reminder about security system's status
4. Block the engine
5. Control Webasto heater (additional module is needed)
6. Get car's location data (using GSM or GPS)
7. Adjust periodic status reporting
8. Change GSM communicator settings



**If the alarm is activated:**

At the same time, You will receive a call and get the SMS message, where will be given the information about the cause of the alarm.

## Free app for Your smartphone!

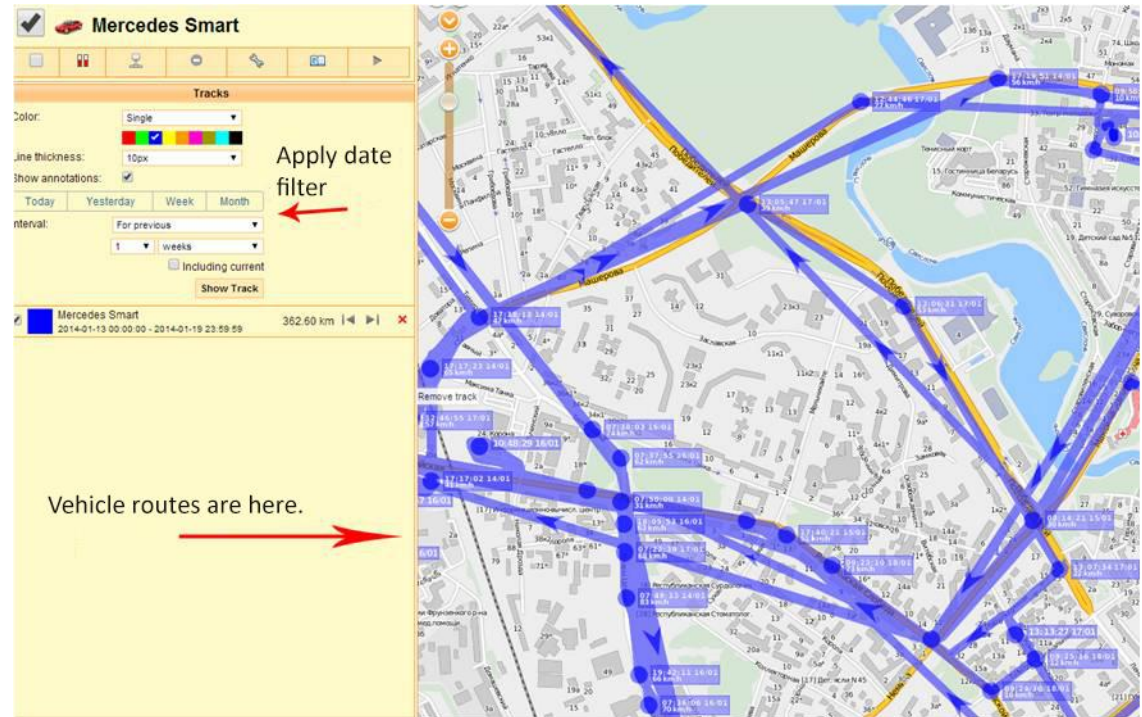
*By using the app, You can fully control the security system. The app can be downloaded free from the Android Market or the Apple Appstore.*



## Vehicle location, route tracking using the computer

After purchasing the system, You will get the access to the website, where you'll see:

1. Your car's location;
2. Travel routes.  
(highlighted in blue)



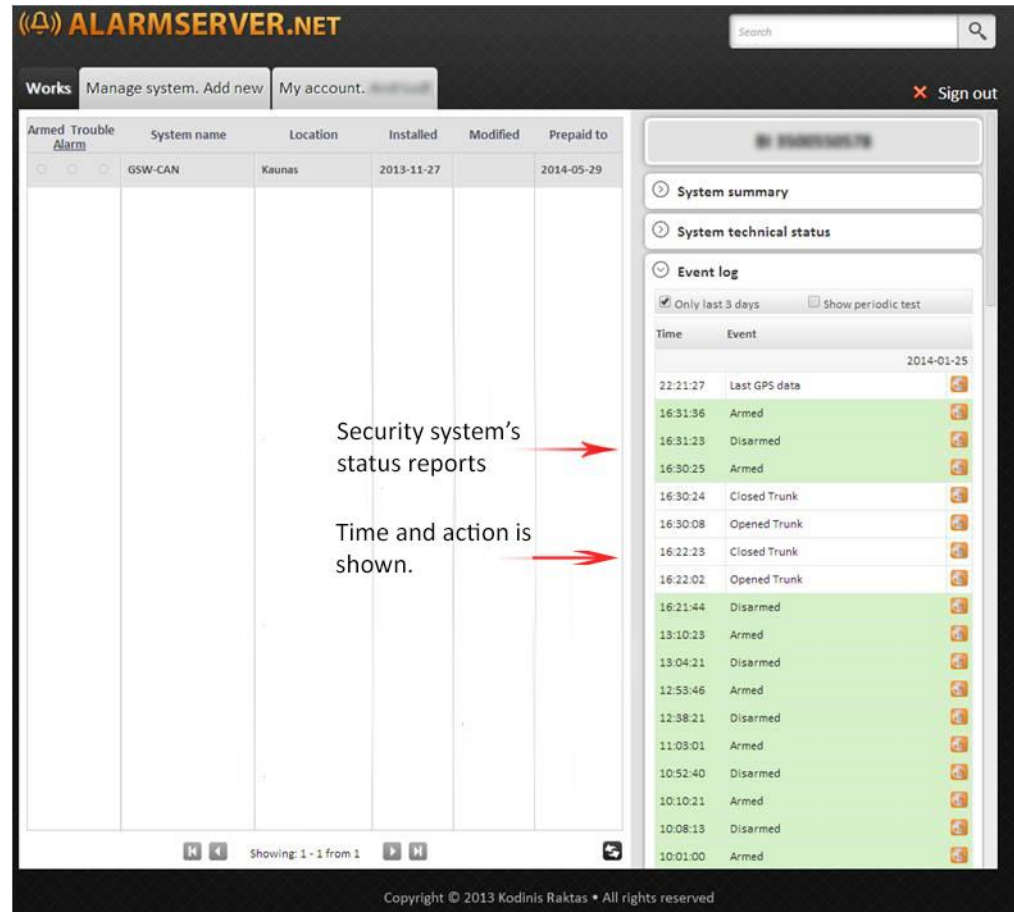
<http://orange.gps-trace.com/>



## Monitoring the security system status by computer in real time

After purchasing the system, You will get the access to the website, where you'll see:

1. Security system status reports;
2. Times of certain actions done, their location in map (e.g. when and where the system has been turned off and on)



The screenshot shows the ALARMSERVER.NET web interface. At the top, there is a search bar and a 'Sign out' button. Below the search bar, there are tabs for 'Works', 'Manage system. Add new', and 'My account. Logout'. The main content area is divided into two sections. On the left, there is a table with columns for 'Armed', 'Trouble', 'Alarm', 'System name', 'Location', 'Installed', 'Modified', and 'Prepaid to'. The table contains one entry for 'GSW-CAN' located in 'Kaunas', installed on '2013-11-27', and prepaid to '2014-05-29'. On the right, there is a sidebar with a 'System summary' section, a 'System technical status' section, and an 'Event log' section. The 'Event log' section has a filter for 'Only last 3 days' and a 'Show periodic test' checkbox. Below the filter, there is a table with columns for 'Time' and 'Event'. The table shows a list of events for '2014-01-25', including 'Last GPS data', 'Armed', 'Disarmed', 'Closed Trunk', and 'Opened Trunk'. Red arrows point from the text 'Security system's status reports' to the 'Armed' and 'Disarmed' rows, and from the text 'Time and action is shown.' to the 'Time' and 'Event' columns.

Armed	Trouble	Alarm	System name	Location	Installed	Modified	Prepaid to
<input type="checkbox"/>	<input type="checkbox"/>	<input type="checkbox"/>	GSW-CAN	Kaunas	2013-11-27		2014-05-29

Time	Event
22:21:27	Last GPS data
16:31:36	Armed
16:31:23	Disarmed
16:30:25	Armed
16:30:24	Closed Trunk
16:30:08	Opened Trunk
16:22:23	Closed Trunk
16:22:02	Opened Trunk
16:21:44	Disarmed
13:10:23	Armed
13:04:21	Disarmed
12:53:46	Armed
12:38:21	Disarmed
11:03:01	Armed
10:52:40	Disarmed
10:10:21	Armed
10:08:13	Disarmed
10:01:00	Armed

*Why the security system “Secolink GSM” is worth trying?*



1. *This security system is adaptive - it is easy to install, time and money are saved. Very convenient control over the phone, by using the application.*
2. *Application allows you to add and manage not only the vehicle's security system, but also other objects: facilities and offices.*
3. *You'll see your car's location and travel routes.*
4. *You will be able to constantly track all existing security system event logs, see the current status and history.*